



• PUBLIC HIGHER EDUCATION •
**HEALTH PROFESSIONS TRAINING
IN OKLAHOMA FOR 1992-96**



A LOOK INSIDE

INTRODUCTION	1
DISCUSSION/TABLES/FIGURES	2-4
INSERT: 1996 GRADUATES/ENROLLMENTS	5-6

INTRODUCTION

This policy brief examines the health professions training programs of Oklahoma's public colleges and universities. The analysis is limited to the categorization and quantification of the programs, and related observations.

There are a variety of public higher education institutions that offer health professions training in Oklahoma. They include a comprehensive health sciences center, two and four year colleges and universities, branch campuses and others. Every school offers at least one health profession education program. This brief summarizes:

- The number, location and nature of the accredited health professions training programs in Oklahoma's public colleges and universities;
- The number of enrollees and graduates for the period 1992-1996, by institution and by individual program.

A subsequent brief will discuss the practice locations of Oklahoma's licensed health care professionals.

MICHAEL LAPOLLA, DIRECTOR, CENTER FOR HEALTH POLICY RESEARCH

TERESA CARDADOR, DIRECTOR, OKLAHOMA AREA HEALTH EDUCATION CENTERS

LINDA L. MITCHELL, RESEARCH ASSOCIATE, CENTER FOR HEALTH POLICY RESEARCH

TABLE 1
**HEALTH PROFESSIONS EDUCATION
STATE OF OKLAHOMA 1992-96**

<u>Year</u>	<u>Enrolled</u>	<u>Graduates</u>
1992	17,082	2,596
1993	17,202	2,831
1994	16,532	3,073
1995	15,625	2,939
1996	13,850	2,660
Average	16,058	2,820
Change	- 19%	+ 2%

DATA SOURCES

These data were provided by the Oklahoma State Regents for Higher Education in the spring of 1997. They reflect activity through June 1996.

The data are provided with the following disclaimer: "These data originated at the campus level and were reported to the Oklahoma State Regents of Higher Education through the Unitized Data System." An audit of reporting errors is beyond the scope of this analysis.

KEY FINDINGS

These data present overall findings concerning performance and trends of health professions training programs in Oklahoma's public colleges and universities for the period of 1992-96.

- In 1996 there were 176 health professions training programs sponsored by Oklahoma's public colleges and universities. These programs enrolled 13,850 students and awarded 2,660 degrees or certificates.
- From 1992-96 statewide enrollments declined 19%, while health profession program graduates increased 2%.
- Two year state and community colleges accounted for an average of 58% of health profession program enrollments, and 49% of degrees from 1992-96.
- Nursing programs accounted for an average of 41% of all enrollees in Oklahoma's health professional programs from 1992-96.
- Nursing enrollments have declined 24% since 1992 from 7,286 to 5,506.
- Enrollments for Medicine, Optometry and Veterinary Medicine have increased 7%, 9% and 15% respectively for 1992-96.
- Enrollments for Pharmacy, Medical Technology, and Mental Health programs have decreased 20%, 33% and 47% respectively from 1992-96.
- The OU Health Sciences Center accounted for 17% of all enrolled health profession students in 1996.
- Schools in the Oklahoma City metropolitan area accounted for almost half (48%) of all enrolled students in 1996.

DISCUSSION

Enrollments and Graduates

Table 1 shows that during the period 1992-96, the number of statewide enrollees declined by 19% from 17,082 to 13,850. During the same period the number of degrees granted increased during 1993 & 1994 and then regressed to 2% above the 1992 level. The reasons for this trend are beyond the scope of this 1996 brief.

OU Health Sciences Center

The highest concentration of health professions training programs is at the University of Oklahoma Health Sciences Center in Oklahoma City. In 1996 the OUHSC enrolled 2,374 students and graduated 578 students. The OUHSC offered 27 different health-related programs and 52 degrees, the most in the state.

TABLE 2
TWO YEAR STATE & COMMUNITY COLLEGES
WITH THE LARGEST ENROLLMENT IN 1996

School	Enrolled	Graduated
Rose State College.....	1,742.....	185
Oklahoma City Community College	1,313.....	351
Tulsa Community College.....	1,249.....	252
13 Others	3,447.....	594
TOTALS	7,751	1,382

TABLE 3
HEALTH PROFESSIONS EDUCATION
BY PROGRAM LOCATION IN 1996

School	Enrolled	Graduated
Oklahoma City.....	6,690.....	1,306
Tulsa	1,733.....	338
Statewide	5,427.....	1,016
TOTALS	13,850	2,660

TABLE 4
NURSING EDUCATION PROGRAMS
WITH THE LARGEST ENROLLMENT IN 1996

Four Year Schools	Enrolled	Graduated
OU Health Sciences Center.....	444.....	153
University of Central Oklahoma	538.....	73
Langston University	201.....	42
East Central Oklahoma University.....	279.....	41
Southwest Oklahoma State University.....	212.....	39
5 Others	304.....	70
Sub-Total	1,978	418
Two Year Schools	Enrolled	Graduated
OSU Technical Branch - OKC.....	496.....	106
Tulsa Community College.....	357.....	105
Oklahoma City Community College	651.....	103
Rose State College.....	562.....	98
12 Others	1,462.....	363
Sub-Total	3,528	775
TOTALS	5,506	1,193

TABLE 5
COLLEGES AND UNIVERSITIES
WITH THE LARGEST ENROLLMENTS IN 1996

School	Enrolled	Graduated
OU Health Sciences Center.....	2,374.....	578
Rose State College.....	1,742.....	185
Oklahoma City Community College	1,313.....	351
Tulsa Community College.....	1,249.....	252
Southwest Oklahoma State University.....	950.....	195
Oklahoma State University	760.....	189
OSU Technical Branch - OKC.....	663.....	108
All Others	4,799.....	802
TOTALS	13,850	2,660

Four Year Colleges & Universities

In addition to the OUHSC, there are 11 public four year colleges in Oklahoma's system of higher education. Of these 11 institutions, Southwest Oklahoma State University (SWOSU) had the largest health profession student enrollment in 1996 at 950. This represents 16% of the total health professions student enrollment statewide in all four year colleges and universities. Oklahoma State University had the second largest enrollment in 1996 at 760 students, representing 12% of the total health professions enrollment statewide.

As expected, these two institutions also had the largest number of graduates in 1996 at 195 for SWOSU and 189 for OSU, each representing 15% of the total graduates.

Oklahoma's four year colleges & universities sponsor the state's optometry education program; one of two state pharmacy schools, and a College of Osteopathic Medicine. They also provide the majority of the Health Information and Medical Lab Technology programs.

State and Community Colleges

There are a total of 16 public two-year state/community colleges in Oklahoma. These colleges have the largest aggregate enrollments in the health professions. This is largely a result of the large number of nursing education programs in these schools. In 1996 these institutions accounted for the majority (56%) of all health professions program enrollments, and the majority (52%) of degrees granted.

In addition to their nursing programs, two year state/community colleges offer 55 medical lab technician programs statewide and 47 occupational therapy programs statewide.

Rose State College (Midwest City) has the largest health professions training program enrollment among the two year institutions. In 1996 Rose State College enrolled 1,742 students in their health professions training programs. Oklahoma City Community College had the second largest enrollment with over 1,313 students.

Tulsa Community College (TCC) had the third largest enrollment, enrolling 1,249 students in 1996. TCC's largest health professions student enrollments are found in their nursing and dental hygiene programs.

Nursing

There are several types of nursing degree programs offered including two and four year Registered Nurse programs; Licensed Practical Nurse training; and specialty nurse training.

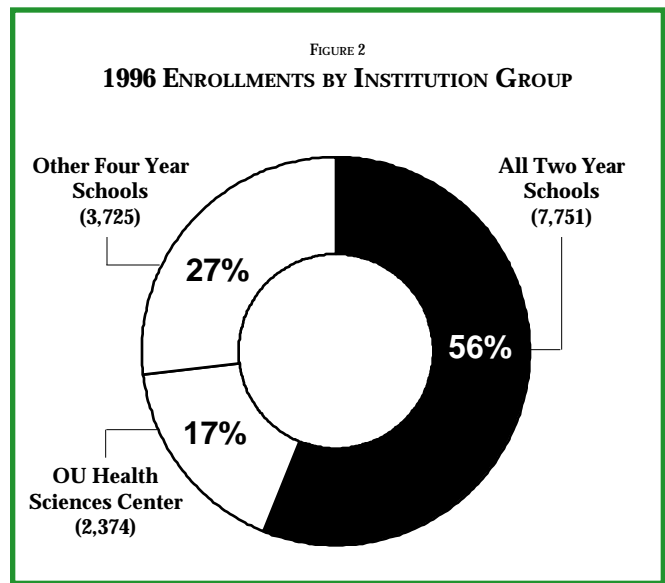
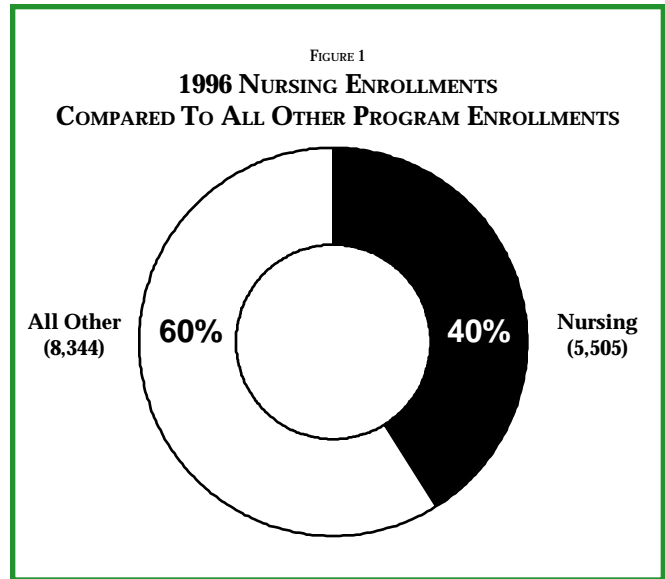



TABLE 6
ANNUAL AVERAGE 1992-96 PRODUCTION
By INSTITUTION/DISCIPLINE OF STUDY, 1996

Program	Enrolled	Degrees
Cameron University (Lawton)	383	38
Carl Albert SC (Poteau).....	305	37
Connors State College (Warner).....	464	60
East Central University (Ada).....	384	54
Eastern Oklahoma SC (Wilburton).....	350	54
Langston University.....	573	87
Murray State College (Tishomingo)	359	48
Northeastern Oklahoma A&M (Miami)	480	86
Northeastern State University (Tahlequah)	254	51
Northern Oklahoma College (Tonkawa).....	390	51
Northwestern OSU (Alva).....	128	27
OKC Community College.....	1,693	291
Oklahoma State University (OKC)	803	114
Oklahoma State University (Stillwater).....	446	107
Oklahoma State University (Tulsa)	307	69
University of Oklahoma (Norman).....	9	0
OU Health Sciences Center (OKC).....	2,687	750
Panhandle State University (Goodwell)	3	0
Redlands Community College (El Reno)	277	72
Rogers University (Claremore).....	483	78
Rose State College (Midwest City)	2,071	157
Southeast Oklahoma OSU (Durant)	13	1
Seminole State College.....	154	34
Southwest OSU (Weatherford and Sayre)....	1,084	199
Tulsa Community College.....	1,254	245
University of Central Oklahoma (Edmond)	642	90
University of Sciences & Arts (Chickasha).....	14	0
Western Oklahoma State College (Altus)	48	20
GRAND TOTALS.....	16,058	2,820
Medicine (MD & DO).....	885	183
Dental Science.....	199	43
Veterinary Medicine.....	311	73
Optometric.....	96	28
Pharmacy.....	943	185
Nursing.....	6,716	1,236
Physical/Occupational Therapy.....	1,204	172
Medical Technology.....	482	89
Dental, Technical.....	349	51
Dental, Other.....	20	6
Health Assistant	345	124
Health Technician.....	873	242
Health Administration.....	526	96
Health Sciences.....	66	10
Health Information.....	208	33
Communications	497	120
Mental Health.....	160	15
Pre-Professional	1,573	85
Other Professions	608	29
GRAND TOTALS.....	16,058	2,820

In total, there were 5,506 students enrolled in all nursing programs in 1996. That number is far below the 6,716 average of the previous five years. Two-thirds of the nursing enrollments were offered in the two year community and state colleges with their enrollment reaching 3,528 (67% of state nursing total) in 1996. There were 775 nursing graduates in 1996.

In 1996 Oklahoma City Community College enrolled the highest number of students expressing an interest in a nursing career (651). Rose State College (562); OSU-Oklahoma City (496); and Tulsa Community College (357) had the next highest enrollments. Each school offered two year nursing degrees.

Oklahoma City

The Oklahoma City metropolitan area has the greatest concentration of health professions training programs in the state. The schools of that area accounted for just about half of all enrollments (48%) and graduates (49%) in the state in 1996. Thirteen percent (13%) of health professions education occurred in Tulsa and the balance (39%) occurred elsewhere in the state.

Graduate Training Programs

There are several graduate level health professions training programs that produce a significant number of licensed health professionals. For the purposes of this paper these programs are defined as requiring a minimum of three years of post-undergraduate training. These programs include, but are not limited to, medicine, dentistry, optometry, pharmacy, and veterinary medicine. These programs are of significant interest to policy makers because of their complexity and concomitant high costs.

Table 7 shows there was an average of over 2,300 students enrolled in these programs in any one year between 1992-96. During these same years, the programs produced an average of almost 500 highly trained professionals each year.

TABLE 7
1992 - 1996
AVERAGE ANNUAL ENROLLMENTS AND GRADUATES

School	Location	Degree	Enrolled	Grads
OU Health Sciences Center	Oklahoma City	DDS	199	43
OU Health Sciences Center	Oklahoma City	PharmD	23	6
OU Health Sciences Center	Oklahoma City	BS	212	68
OU Health Sciences Center	Oklahoma City/Tulsa	MD	578	114
Oklahoma State University	Tulsa	DO	307	69
Oklahoma State University	Stillwater	DVM	261	62
Northeastern State University	Tahlequah	OD	83	23
Southwest OSU	Weatherford	PharmD	643	107
TOTALS			2,307	492