



• PHYSICIAN WORKFORCE 2000 •
LICENSED MD PHYSICIANS



THE THIRD IN A SERIES

THIS PHYSICIAN WORKFORCE SERIES

- ALL LICENSED PHYSICIANS
- PRIMARY CARE PHYSICIANS
- LICENSED MD PHYSICIANS
- LICENSED DO PHYSICIANS
- GRADUATE MEDICAL EDUCATION
- DATA REFERENCE AND SOURCE BOOK

Introduction

The year 2000 has significance concerning physician workforce issues. State public policy concerning physician workforce focuses upon medical education enterprises.

- Oklahoma established two new medical education programs in Tulsa to educate, train and produce primary care physicians. One was a branch campus of the University of Oklahoma College of Medicine that was responsible for student and resident education and training.
- The University of Oklahoma Health Sciences Center (Oklahoma City) also placed an additional emphasis upon primary care physician production by expanding Family Medicine programs.
- Oklahoma created a Physician Manpower Training Commission more than 25 years ago. Its initial focus was to promote primary care. Statewide MD training programs were major beneficiaries.

Given these critical policy initiatives, it is important to accurately and comprehensively measure and document benchmarks this year.

Data Sources

Unless otherwise specified, these data are the adjusted 2000 census of allopathic and osteopathic physicians in Oklahoma. Databases were adjusted to insure that only physicians with active licenses are included. Retired and resident/fellow physicians are excluded from the counts. Physicians who may not practice, but possess active licenses, are included. Data were provided by the Oklahoma Board of Medical Licensure and Supervision.

This Analysis

This study focuses upon licensed MD physicians only. The various analyses are limited by the available information from the Oklahoma Board of Medical Licensure and Supervision.

MICHAEL LAPOLLA, DIRECTOR

LORI RYAN, RESEARCH ASSISTANT

This Data

There are many ways to categorize and count physicians. Methodologies are often specific to a single program or purpose.

This workforce count may differ from some published nationally by the federal government and other sources. The primary difference is the definition of active. This analysis counts physicians with active licenses. The primary source is state licensing boards which are only concerned with credentialing privileges to practice. This count will be more current, and is best for intra-state analysis.

Other databases consider licensed physicians with active practices. The primary sources are professional associations who administer supplemental questionnaires asking for specific professional activity. Typically, these counts are a little less than those quoted here. These counts are best for inter-state analysis.

Importance of MDs

There were 4,944 licensed MD physicians in Oklahoma in July 2000. MDs account for 84% of the licensed physicians in the state. These physicians serve 179 Oklahoma communities in 75 of 77 counties.

There are 71 Oklahoma communities between 2,500 - 7,500 population. Sixty-one (61) of them are served by a total of 218 MDs.

Specialties/Board Certification

MD physicians account for more than three-quarters of the state's primary care physicians and the vast majority of specialist physicians (see Figures 1 and 2 and Table 1).

Board certification is a measure of education, training and experience of physicians. Seventy-six percent (76%) of licensed MD physicians are board certified. The table below categorizes the MD component of the Oklahoma physician workforce, and the board certification of those physicians.

Group	MD Workforce 2000		Board Certified MDs	
	Number	Pct of All	Number	Pct Certified
Primary Care	1,829	76%	1,311	71%
Hospital	936	86%	729	78%
Surgery	881	89%	725	82%
Medicine Subspecialties	602	95%	518	88%
Ob/Gyn	284	91%	218	77%
Psychiatry	251	90%	125	50%
Pediatric Subspecialties	26	100%	25	96%
Other	135	88%	89	66%
Total	4,944	84%	3,740	76%

Example Interpretation: There are 1,829 primary care MD physicians representing 76% of all primary care physicians in Oklahoma. Of these, 1,311 are board certified; or 71% of all primary care MD physicians.

Practice Locations

Seventy-six percent (76%) practice in Oklahoma's 14 urban and suburban counties. The 63 non-metropolitan counties in Oklahoma have a population of 1.3 million and are served by 1,170 MD physicians. Additionally, there are 124 smaller Oklahoma communities (less than 7,500) that are served by 330 MD physicians (see Figure 3 and Table 4).

Female MD Physicians

There are 895 female MD physicians. They represent 18% of the MD workforce. Almost half (49%) serve in primary care specialties compared to 35% of males. Although females comprise 18% of the current workforce, the enclosed charts depict the increasing percentage of licensed female physicians (see Figures 4 and 7).

Medical Education

A high proportion of MD physicians are educated (medical school) and trained (residencies) in Oklahoma. Our border states (Texas, Kansas and Missouri) provide significant contributions (see Figures 5-6). Table 3 shows that 70% of first year positions in Oklahoma MD GME programs are primary care specialties. Half of all positions are in the primary care specialties of family medicine, pediatrics and internal medicine.

Table 1
Specialty Distribution
Active Licensed Oklahoma MD Physicians, July 2000

Family Medicine	828	OBSTETRICS/GYNECOLOGY	284
Internal Medicine	688	Psychiatry, Adult	234
Pediatrics	313	Psychiatry, Child	17
PRIMARY CARE	1,829	PSYCHIATRY	251
Adolescent Medicine	1	Surgery, Cardiovas & Thoracic	20
Allergy	12	Surgery, Colon-Rectal	11
Allergy & Immunology	10	Surgery, General	212
Cardiology	155	Surgery, Hand	11
Dermatology	58	Surgery, Head & Neck	1
Endocrinology & Metabolism	25	Surgery, Maxillofacial	1
Fetal/Maternal Medicine	1	Surgery, Neurological	53
Gastroenterology	70	Surgery, Ophthalmology	143
Infectious Diseases	15	Surgery, ORL & OL	72
Medicine/Pediatrics	10	Surgery, Orthopedic	187
Nephrology	33	Surgery, Orthopedic (Hand)	-
Neurology	72	Surgery, Pediatric	4
Oncology	47	Surgery, Peripheral Vascular	3
Oncology & Hematology	8	Surgery, Plastic & Reconstructive	43
Oncology, Gynecological	5	Surgery, Proctology	-
Otology	6	Surgery, Thoracic	19
Pulmonary Medicine	50	Surgery, Transplant	1
Rheumatology	24	Surgery, Urological	100
MEDICAL SUBSPECIALTIES	602	SURGERY	881
Pediatric, Allergy	2	Aviation/Aerospace Medicine	4
Pediatric, Cardiology	5	Bariatrics	-
Pediatric, Endocrinology	4	Bloodbanking	3
Pediatric, Gastroenterology	1	Forensic Medicine	-
Pediatric, Hematology/Oncology	4	Geriatrics	6
Pediatric, Nephrology	1	Legal Medicine	2
Pediatric, Neurology	7	Medical Management	1
Pediatric, Pulmonology	1	Osteopathic Manipulative Med	-
Pediatric, Rheumatology	1	Preventive & Occupational	50
PEDIATRIC SUBSPECIALTIES	26	Public Health	6
Anesthesiology	287	Sports Medicine	2
Critical Care	-	Other Specialties, Unspecified	61
Emergency Medicine	186	OTHER SPECIALTIES	135
Neonatology	17	GRAND TOTALS	4,944
Nuclear Medicine	6	SUMMARY	
Pathology	112	Primary Care	1,829
Pathology, Anatomic	13	Medical Subspecialties	602
Pathology, Anatomic & Lab	-	Pediatric Subspecialties	26
Pathology, Clinical	4	Hospital Specialties	936
Pathology, Dermatologic	1	Obstetrics/Gynecology	284
Pathology, Forensic	4	Psychiatry	251
Radiology	84	Surgery	881
Radiology, Diagnostic	155	Other Specialties	135
Radiology, Neurological	1	GRAND TOTALS	4,944
Radiology, Oncology	12		
Radiology, Therapeutic	26		
Rehabilitation Medicine	28		
HOSPITAL SPECIALTIES	936		

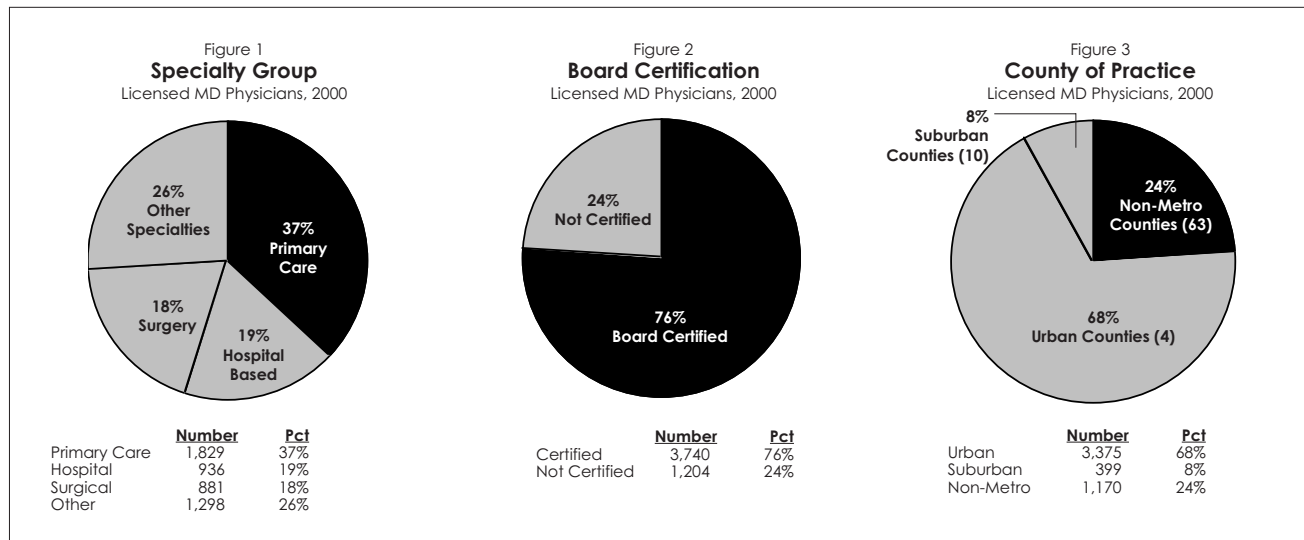


Table 2
Community of Practice with 1999 Population Estimates
 Active Licensed Oklahoma MD Physicians, July 2000

	1999 Pop	MD		1999 Pop	MD		1999 Pop	MD		1999 Pop	MD
Ada	15,270	59	Durant	12,990	20	Lone Grove	4,440	0	Sapulpa	20,110	20
Afton	870	1	Dustin	420	1	Lone Wolf	500	2	Savanna	980	1
Allen	1,050	0	Edmond	66,760	363	Madill	3,140	2	Sayre	3,060	3
Altus	20,980	23	El Reno	15,990	11	Mangum	2,890	6	Seiling	710	3
Alva	4,970	4	Elk City	11,120	26	Mannford	2,040	1	Seminole	6,800	5
Anadarko	6,760	5	Enid	45,200	98	Marietta	2,550	1	Shattuck	1,370	6
Antlers	2,590	3	Eufaula	3,490	4	Marlow	4,550	4	Shawnee	27,980	55
Arcadia	380	4	Fairfax	1,610	3	McAlester	17,420	46	Skiatook	5,670	2
Ardmore	24,100	55	Fairview	2,660	3	McCloud	2,900	1	Snyder	1,410	0
Atoka	3,340	1	Fletcher	1,000	2	Mead	130	1	Soper	300	1
Bartlesville	33,690	69	Fort Gibson	3,790	1	Medicine Park	240	1	South Coffeyville	760	1
Beaver	1,430	3	Fort Sill	Not Listed	3	Meeker	1,010	1	Spencer	3,990	0
Bethany	20,090	23	Fort Supply	360	3	Miami	13,360	24	Sperry	980	1
Binger	640	0	Frederick	4,660	3	Midwest City	54,170	71	Spiro	2,450	0
Bixby	13,280	11	Glenpool	8,270	0	Moore	45,430	15	Stigler	2,470	3
Blackwell	7,150	6	Gore	900	0	Mounds	1,030	1	Stillwater	38,440	72
Blair	850	1	Granite	1,940	2	Muldrow	3,300	0	Stillwell	3,380	10
Blanchard	2,860	1	Grove	5,540	18	Muskogee	38,430	119	Stonewall	520	1
Boise City	1,350	2	Guthrie	10,170	11	Mustang	12,890	7	Stroud	2,920	2
Bristow	4,400	4	Guymon	8,920	8	Newalla	Not Listed	1	Sulphur	5,050	13
Broken Arrow	75,340	55	Harrah	5,010	1	Newcastle	5,520	2	Taft	410	0
Broken Bow	4,730	1	Hartshorne	2,170	1	Noble	5,350	0	Tahlequah	13,010	39
Buffalo	1,160	2	Haskell	2,060	1	Norman	94,190	202	Talihina	1,420	7
Burbank	170	1	Healdton	2,950	1	Nowata	3,710	2	Tecumseh	5,870	3
Carnegie	1,740	2	Heavener	2,440	0	Okarche	1,200	2	Texhoma	850	2
Cashion	550	1	Helena	1,060	0	Okeene	1,170	5	Thomas	1,150	1
Catoosa	5,570	2	Hennessey	1,870	0	Okemah	2,860	3	Tinker AFB	Not Listed	1
Chandler	2,760	1	Henryetta	6,060	1	Oklahoma City	475,320	1,444	Tishomingo	2,980	4
Checotah	3,650	3	Hinton	1,250	1	Okmulgee	13,720	19	Tonkawa	2,980	1
Chelsea	1,950	1	Hobart	3,730	6	Oologah	1,010	0	Tulsa	381,580	1,196
Cherokee	1,490	1	Hodgen	Not Listed	0	Owasso	16,290	13	Tuttle	4,220	3
Cheyenne	700	3	Holdenville	5,870	5	Panama	1,720	0	Valiant	920	0
Chickasha	16,580	35	Hollis	2,310	0	Pauls Valley	5,660	8	Vian	1,400	1
Choctaw	9,990	5	Hooker	1,590	1	Pawhuska	3,610	5	Vinita	5,740	8
Choteau	2,030	0	Hugo	5,900	3	Pawnee	2,110	1	Wagoner	7,390	6
Claremore	21,780	34	Hulbert	720	1	Perkins	2,090	1	Walters	2,220	2
Clayton	690	0	Hydro	890	1	Perry	5,360	4	Wardville	Not Listed	2
Cleveland	3,010	2	Idabel	7,370	6	Picher	1,740	1	Warr Acres	9,380	1
Clinton	8,650	13	Inola	1,690	0	Piedmont	3,540	3	Watonga	3,010	3
Coalgate	1,900	0	Jay	2,460	2	Pocola	3,790	1	Waukomis	1,300	0
Collinsville	4,140	2	Jenks	9,700	12	Ponca City	26,050	51	Waurika	1,740	1
Comanche	1,700	3	Jones	2,470	4	Pond Creek	780	1	Waynoka	810	1
Cookson	Not Listed	2	Kansas	690	2	Poteau	7,790	10	Weatherford	9,760	7
Copan	780	0	Ketchum	290	1	Prague	2,330	2	Welling	Not Listed	1
Cordell	2,710	2	Kingfisher	4,280	3	Proctor	Not Listed	3	Westville	1,560	1
Coweta	7,380	1	Kingston	1,540	0	Pryor	8,990	12	Wewoka	Not Listed	2
Cushing	7,930	10	Langley	610	0	Purcell	5,270	8	Wilburton	3,160	3
Davenport	1,000	1	Langston	1,290	1	Quapaw	910	0	Wilson	1,650	0
Davis	2,770	1	Lawton	79,930	160	Ramona	520	2	Woodward	12,190	17
Del City	23,680	1	Leflore	140	1	Ringling	1,250	0	Wyandotte	340	0
Dewey	3,290	1	Lexington	1,920	0	Roland	2,710	2	Wynnewood	2,290	2
Drumright	2,880	4	Lindsay	2,780	1	Sallisaw	7,870	6	Yukon	22,760	21
Duncan	21,800	25	Locust Grove	1,480	1	Sand Springs	18,430	5	Totals		4,944

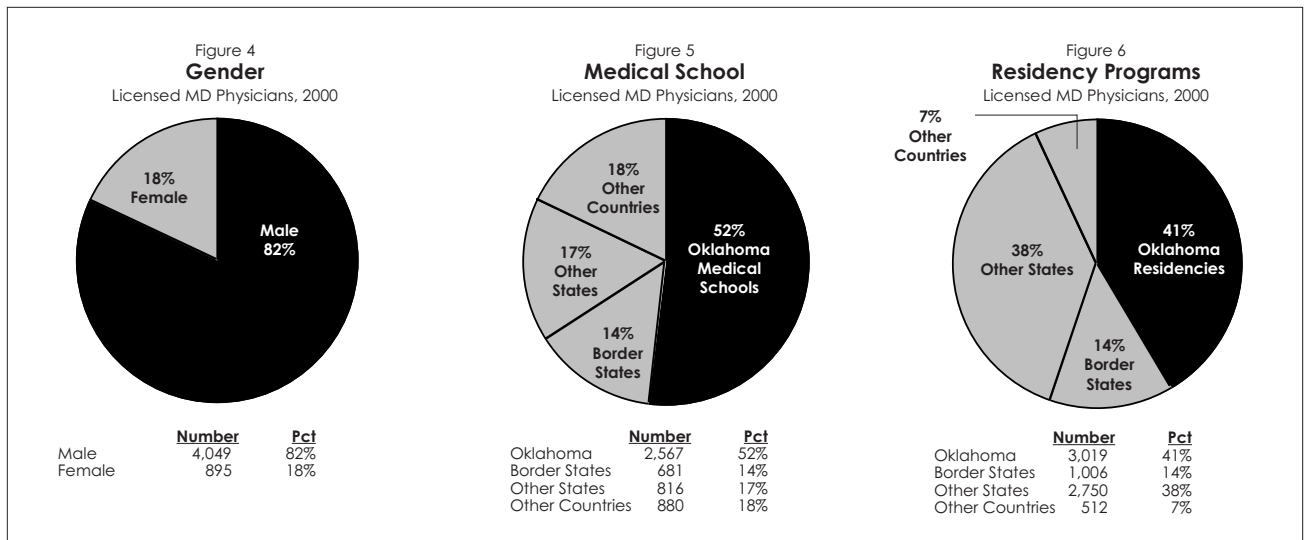


Table 3
Sources of Oklahoma MD GME
MD Graduate Medical Education Programs, July 2000

	PG1 Slots	PG1 Filled	All Slots	Filled Slots
General Internship (Rotating)	-	-	-	-
Internal Medicine-Preliminary	6	-	6	-
Family Medicine	51	50	150	144
Internal Medicine	40	47	102	106
Pediatrics	16	18	51	53
Internal Medicine/Pediatrics	5	5	20	22
PRIMARY CARE SPECIALTIES	118	120	329	325
Anesthesiology	7	5	30	27
Emergency Medicine	6	-	18	-
Nuclear Medicine	-	-	1	-
Pathology	4	4	19	17
Radiology	4	-	27	21
HOSPITAL SPECIALTIES	21	9	95	65
Internal Medicine Specialties *	-	-	34	39
Dermatology *	-	-	7	7
Neurology *	-	-	9	9
MEDICINE SPECIALTIES	-	-	50	55
OBSTETRICS/GYNECOLOGY	9	9	39	41
Psychiatry, Adult	12	13	50	41
Psychiatry, Child	-	-	4	4
PSYCHIATRY	12	13	54	45
Ophthalmology *	-	-	12	11
Otorhinolaryngology *	-	-	9	9
Surgery, Preliminary	3	-	3	-
Surgery, General	12	14	37	40
Surgery, Neurological *	-	-	6	5
Surgery, Oral	2	2	8	7
Surgery, Orthopedic	4	4	27	26
Surgery, Pediatric *	-	-	1	1
Surgery, Plastic *	-	-	4	4
Surgery, Thoracic *	-	-	2	2
Surgery, Urology *	-	-	13	12
SURGERY	21	20	122	117
Family Medicine/Psychiatry	2	1	10	3
Occupational Medicine	-	-	3	2
Geriatric Medicine	-	-	7	6
OTHER SPECIALTIES	2	1	20	11
GRAND TOTALS	183	172	709	659
SUMMARY				
Primary Care	118	120	329	325
Specialties	65	52	380	334
Total	183	172	709	659
SUMMARY				
Primary Care	64%	70%	46%	49%
Specialties	36%	30%	54%	51%

Sources: Office of the Dean, University of Oklahoma College of Medicine, OU Health Sciences Center; Office of the Dean, University of Oklahoma College of Medicine - Tulsa; OK Physician Manpower Training Commission.

* Note: Some specialty residencies have no PG1 (first post-graduate) year. They require the completion of a prerequisite residency experience.

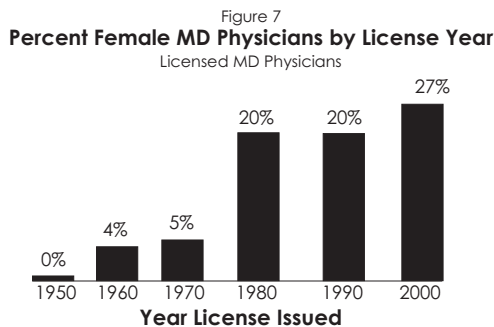


Table 4
MD Physicians in Communities Under 7,500 Population
Active Licensed Oklahoma MD Physicians, July 2000

	1999 Pop	MD	1999 Pop	MD	
Mead	130	1	Cordell	2,710	2
Leflore	140	1	Chandler	2,760	1
Burbank	170	1	Davis	2,770	1
Medicine Park	240	1	Lindsay	2,780	1
Ketchum	290	1	Blanchard	2,860	1
Soper	300	1	Okemah	2,860	3
Fort Supply	360	3	Drumright	2,880	4
Arcadia	380	4	Mangum	2,890	6
Dustin	420	1	McCloud	2,900	1
Lone Wolf	500	2	Stroud	2,920	2
Stonewall	520	1	Slaughterville	2,930	0
Ramona	520	2	Healdton	2,950	1
Cashion	550	1	Tonkawa	2,980	1
Kansas	690	2	Tishomingo	2,980	4
Cheyenne	700	3			
Seiling	710	3	Cleveland	3,010	2
Hulbert	720	1	Watonga	3,010	3
South Coffeyville	760	1	Sayre	3,060	3
Pond Creek	780	1	Hominy	3,120	0
Waynoka	810	1	Madill	3,140	2
Blair	850	1	Wilburton	3,160	3
Texhoma	850	2	Dewey	3,290	1
Afton	870	1	Muldrow	3,300	0
Hydro	890	1	Atoka	3,340	1
Savanna	980	1	Stillwell	3,380	10
Sperry	980	1	Eufaula	3,490	4
			Piedmont	3,540	3
Davenport	1,000	1	Pawhuska	3,610	5
Fletcher	1,000	2	Checotah	3,650	3
Meeker	1,010	1	Nowata	3,710	2
Mounds	1,030	1	Hobart	3,730	6
Thomas	1,150	1	Pocola	3,790	1
Buffalo	1,160	2	Fort Gibson	3,790	1
Okeene	1,170	5	Wewoka	3,860	0
Okarche	1,200	2	Spencer	3,990	0
Hinton	1,250	1			
Langston	1,290	1	Nichols Hills	4,020	0
Boise City	1,350	2	Collinsville	4,140	2
Shattuck	1,370	6	Tuttle	4,220	3
Vian	1,400	1	Kingfisher	4,280	3
Talihina	1,420	7	Bristow	4,400	4
Beaver	1,430	3	Lone Grove	4,440	0
Locust Grove	1,480	1	Marlow	4,550	4
Cherokee	1,490	1	Frederick	4,660	3
Westville	1,560	1	Broken Bow	4,730	1
Hooker	1,590	1	Alva	4,970	4
Fairfax	1,610	3			
Comanche	1,700	3	Harrah	5,010	1
Picher	1,740	1	Sulphur	5,050	13
Waurika	1,740	1	Purcell	5,270	8
Carnegie	1,740	2	Noble	5,350	0
Granite	1,940	2	Perry	5,360	4
Chelsea	1,950	1	Newcastle	5,520	2
			Grove	5,540	18
Mannford	2,040	1	Catoosa	5,570	2
Haskell	2,060	1	Pauls Valley	5,660	8
Perkins	2,090	1	Skiatook	5,670	2
Pawnee	2,110	1	Vinita	5,740	8
Hartshorne	2,170	1	Tecumseh	5,870	3
Walters	2,220	2	Holdenville	5,870	5
Wynnewood	2,290	2	Hugo	5,900	3
Prague	2,330	2			
Jay	2,460	2	Henryetta	6,060	1
Stigler	2,470	3	Anadarko	6,760	5
Jones	2,470	4	Seminole	6,800	5
Cache	2,520	0			
Marietta	2,550	1	Blackwell	7,150	6
Antlers	2,590	3	Idabel	7,370	6
Commerce	2,590	0	Coweta	7,380	1
Fairview	2,660	3	Wagoner	7,390	6
Roland	2,710	2	Totals	334,140	330