



• PHYSICIAN WORKFORCE 2000 •  
**LICENSED DO PHYSICIANS**



THE FOURTH IN A SERIES

THIS PHYSICIAN WORKFORCE SERIES

- ALL LICENSED PHYSICIANS
- PRIMARY CARE PHYSICIANS
- LICENSED MD PHYSICIANS
- LICENSED DO PHYSICIANS
- GRADUATE MEDICAL EDUCATION
- DATA REFERENCE AND SOURCE BOOK

**Introduction**

The year 2000 has significance concerning physician workforce issues. State public policy concerning physician workforce focuses upon medical education enterprises.

- Oklahoma established two new medical education programs in Tulsa to educate, train and produce primary care physicians. One was the Oklahoma College of Osteopathic Medicine & Surgery (since named Oklahoma State University - College of Osteopathic Medicine).
- Oklahoma created a Physician Manpower Training Commission more than 25 years ago. Its initial focus was to promote primary care. Statewide DO training programs were major beneficiaries.

Given these critical policy initiatives, it is important to accurately and comprehensively measure and document benchmarks this year.

**Data Sources**

Unless otherwise specified, these data are the adjusted 2000 census of allopathic and osteopathic physicians in Oklahoma. Databases were adjusted to insure that only physicians with active licenses are included. Retired and resident/fellow physicians are excluded from the counts. Physicians who may not practice, but possess active licenses, are included. Data were provided by the Oklahoma Board of Osteopathic Medical Examiners.

**This Analysis**

This study focuses upon licensed DO physicians only. The various analyses are limited by the available information from the Oklahoma Board of Osteopathic Medical Examiners.

**This Data**

There are many ways to categorize and count physicians. Methodologies are often specific to a single program or purpose.

This workforce count may differ from some published nationally by the federal government and other sources. The primary difference is the definition of active. This analysis counts physicians with active licenses. The primary source is state licensing boards which are only concerned with credentialing privileges to practice. This count will be more current, and is best for intra-state analysis.

Other databases consider licensed physicians with active practices. The primary sources are professional associations who administer supplemental questionnaires asking for specific professional activity. Typically, these counts are a little less than those quoted here. These counts are best for inter-state analysis.

**Importance of DOs**

There were 956 licensed DO physicians in Oklahoma in July 2000. DOs account for 16% of the licensed physicians in the state. These physicians serve 144 Oklahoma communities in 67 of 77 counties.

There are 71 Oklahoma communities between 2,500 - 7,500 population. Forty-seven (47) of them are served by a total of 113 DO physicians.

**Specialties/Board Certification**

DO physicians account for almost one-quarter of the state's primary care physicians and 6% of specialist physicians (see Figures 1 and 2 and Table 1).

---

MICHAEL LAPOLLA, DIRECTOR

---

LORI RYAN, RESEARCH ASSISTANT

Board certification is a measure of education, training and experience of physicians. Seventy-one percent (71%) of licensed DO physicians are board certified. The table below categorizes the DO component of the Oklahoma physician workforce, and the board certification of those physicians.

Group	DO Workforce 2000		Board Certified DOs	
	Number	Pct of All	Number	Pct Certified
Primary Care	591	24%	427	72%
Hospital	150	14%	102	68%
Surgery	107	11%	82	77%
Medicine Subspecialties	34	5%	30	88%
Ob/Gyn	29	9%	17	59%
Psychiatry	27	10%	13	48%
Pediatric Subspecialties	0	0%	0	0%
Other	18	12%	7	39%
Total	956	16%	678	71%

Example Interpretation: There are 591 primary care DO physicians representing 24% of all primary care physicians in Oklahoma. Of these, 427 are board certified; or 72% of all primary care DO physicians.

**Practice Locations**

Seventy percent (70%) practice in Oklahoma's 14 urban and suburban counties. The 63 non-metropolitan counties in Oklahoma have a population of 1.3 million and are served by 290 DO physicians. Additionally, there are 124 smaller Oklahoma communities (less than 7,500) that are served by 143 DO physicians (see Figure 3 and Table 4).

**Female DO Physicians**

There are 184 female DO physicians. They represent 19% of the DO workforce. Over two-thirds (67%) serve in primary care specialties compared to 61% of males. Although females comprise 19% of the current workforce, the enclosed charts depict the increasing percentage of licensed female physicians (see Figures 4 and 7).

**Medical Education**

A high proportion of DO physicians are educated (medical school) and trained (residencies) in Oklahoma. Our border states (Texas, Kansas and Missouri) provide significant contributions (see Figure 5). Table 3 shows that 67% of first year positions in Oklahoma DO GME programs are primary care specialties. Forty percent (40%) of all positions are in the specialties of family medicine, pediatrics and internal medicine.

Table 1  
**Specialty Distribution**  
Active Licensed Oklahoma DO Physicians, July 2000

Family Medicine	481	<b>OBSTETRICS/GYNECOLOGY</b>	<b>29</b>
Internal Medicine	78	Psychiatry, Adult	27
<u>Pediatrics</u>	<u>345</u>	<u>Psychiatry, Child</u>	<u>-</u>
<b>PRIMARY CARE</b>	<b>591</b>	<b>PSYCHIATRY</b>	<b>27</b>
Adolescent Medicine	-	Surgery, Cardiovas & Thoracic	4
Allergy	-	Surgery, Colon-Rectal	-
Allergy & Immunology	-	Surgery, General	39
Cardiology	6	Surgery, Hand	-
Dermatology	7	Surgery, Head & Neck	-
Endocrinology & Metabolism	-	Surgery, Maxillofacial	-
Fetal/Maternal Medicine	-	Surgery, Neurological	5
Gastroenterology	4	Surgery, Ophthalmology	16
Infectious Diseases	-	Surgery, ORL & OL	12
Medicine/Pediatrics	-	Surgery, Orthopedic	21
Nephrology	3	Surgery, Orthopedic (Hand)	1
Neurology	5	Surgery, Pediatric	-
Oncology	3	Surgery, Peripheral Vascular	-
Oncology & Hematology	-	Surgery, Plastic & Reconstructive	5
Oncology, Gynecological	-	Surgery, Proctology	1
Otology	-	Surgery, Thoracic	-
Pulmonary Medicine	4	Surgery, Transplant	-
<u>Rheumatology</u>	<u>2</u>	<u>Surgery, Urological</u>	<u>3</u>
<b>MEDICAL SUBSPECIALTIES</b>	<b>34</b>	<b>SURGERY</b>	<b>107</b>
Pediatric, Allergy	-	Aviation/Aerospace Medicine	-
Pediatric, Cardiology	-	Bariatrics	1
Pediatric, Endocrinology	-	Bloodbanking	-
Pediatric, Gastroenterology	-	Forensic Medicine	1
Pediatric, Hematology/Oncology	-	Geriatrics	1
Pediatric, Nephrology	-	Legal Medicine	-
Pediatric, Neurology	-	Medical Management	-
Pediatric, Pulmonology	-	Osteopathic Manipulative Med	6
<u>Pediatric, Rheumatology</u>	<u>-</u>	Preventive & Occupational	7
<b>PEDIATRIC SUBSPECIALTIES</b>	<b>-</b>	Public Health	-
Anesthesiology	42	Sports Medicine	-
Critical Care	1	<u>Other Specialties, Unspecified</u>	<u>2</u>
Emergency Medicine	74	<b>OTHER SPECIALTIES</b>	<b>18</b>
Neonatology	3		
Nuclear Medicine	-	<b>GRAND TOTAL</b>	<b>956</b>
Pathology	3		
Pathology, Anatomic	1	<b>SUMMARY</b>	
Pathology, Anatomic & Lab	2	Primary Care	591
Pathology, Clinical	-	Medical Subspecialties	34
Pathology, Dermatol	-	Pediatric Subspecialties	-
Pathology, Forensic	1	Hospital Specialties	150
Radiology	13	Obstetrics/Gynecology	29
Radiology, Diagnostic	7	Psychiatry	27
Radiology, Neurological	-	Surgery	107
Radiology, Oncology	1	<u>Other Specialties</u>	<u>18</u>
Radiology, Therapeutic	-	<b>GRAND TOTALS</b>	<b>956</b>
<u>Rehabilitation Medicine</u>	<u>2</u>		
<b>HOSPITAL SPECIALTIES</b>	<b>150</b>		




Table 2  
**Community of Practice with 1999 Population Estimates**  
 Active Licensed Oklahoma DO Physicians, July 2000

	1999 Pop	DO		1999 Pop	DO		1999 Pop	DO		1999 Pop	DO
Ada	15,270	12	Durant	12,990	12	Lone Grove	4,440	1	Sapulpa	20,110	5
Afton	870	1	Dustin	420	0	Lone Wolf	500	0	Savanna	980	0
Allen	1,050	1	Edmond	66,760	7	Madill	3,140	3	Sayre	3,060	1
Altus	20,980	4	El Reno	15,990	0	Mangum	2,890	0	Seiling	710	0
Alva	4,970	1	Elk City	11,120	3	Mannford	2,040	2	Seminole	6,800	6
Anadarko	6,760	2	Enid	45,200	22	Marietta	2,550	2	Shattuck	1,370	0
Antlers	2,590	2	Eufaula	3,490	1	Marlow	4,550	0	Shawnee	27,980	5
Arcadia	380	0	Fairfax	1,610	2	McAlester	17,420	12	Skiatook	5,670	5
Ardmore	24,100	15	Fairview	2,660	2	McLoud	2,900	1	Snyder	1,410	1
Atoka	3,340	2	Fletcher	1,000	0	Mead	130	0	Soper	300	0
Bartlesville	33,690	9	Fort Gibson	3,790	1	Medicine Park	240	0	South Coffeyville	760	0
Beaver	1,430	0	Fort Sill	0	2	Meeker	1,010	0	Spencer	3,990	2
Bethany	20,090	1	Fort Supply	360	0	Miami	13,360	6	Sperry	980	0
Binger	640	1	Frederick	4,660	0	Midwest City	54,170	6	Spiro	2,450	4
Bixby	13,280	5	Glenpool	8,270	2	Moore	45,430	6	Stigler	2,470	5
Blackwell	7,150	0	Gore	900	1	Mounds	1,030	1	Stillwater	38,440	7
Blair	850	0	Granite	1,940	0	Muldrow	3,300	1	Stillwell	3,380	1
Blanchard	2,860	0	Grove	5,540	4	Muskogee	38,430	10	Stonewall	520	0
Boise City	1,350	0	Guthrie	10,170	0	Mustang	12,890	3	Stroud	2,920	0
Bristow	4,400	3	Guymon	8,920	7	Newalla	0	0	Sulphur	5,050	1
Broken Arrow	75,340	32	Harrah	5,010	2	Newcastle	5,520	3	Taft	410	1
Broken Bow	4,730	4	Hartshorne	2,170	0	Noble	5,350	1	Tahlequah	13,010	15
Buffalo	1,160	0	Haskell	2,060	1	Norman	94,190	24	Talihina	1,420	2
Burbank	170	0	Healdton	2,950	2	Nowata	3,710	4	Tecumseh	5,870	1
Carnegie	1,740	1	Heavener	2,440	1	Okarche	1,200	0	Texhoma	850	0
Cashion	550	1	Helena	1,060	1	Okeene	1,170	0	Thomas	1,150	0
Catoosa	5,570	1	Hennessey	1,870	1	Okemah	2,860	4	Tinker AFB	0	0
Chandler	2,760	1	Henryetta	6,060	5	Oklahoma City	475,320	113	Tishomingo	2,980	1
Checotah	3,650	2	Hinton	1,250	0	Okmulgee	13,720	6	Tonkawa	2,980	0
Chelsea	1,950	2	Hobart	3,730	0	Oologah	1,010	2	Tulsa	381,580	304
Cherokee	1,490	0	Hodgen	0	1	Owasso	16,290	13	Tuttle	4,220	2
Cheyenne	700	0	Holdenville	5,870	2	Panama	1,720	1	Valliant	920	2
Chickasha	16,580	3	Hollis	2,310	2	Pauls Valley	5,660	4	Vian	1,400	1
Choctaw	9,990	2	Hooker	1,590	0	Pawhuska	3,610	1	Vinita	5,740	1
Choteau	2,030	1	Hugo	5,900	3	Pawnee	2,110	3	Wagoner	7,390	7
Claremore	21,780	21	Hulbert	720	0	Perkins	2,090	0	Walters	2,220	1
Clayton	690	1	Hydro	890	1	Perry	5,360	2	Wardville	0	0
Cleveland	3,010	3	Idabel	7,370	7	Picher	1,740	0	Warr Acres	9,380	0
Clinton	8,650	3	Inola	1,690	2	Piedmont	3,540	0	Watonga	3,010	0
Coalgate	1,900	1	Jay	2,460	2	Pocola	3,790	0	Waukomis	1,300	1
Collinsville	4,140	1	Jenks	9,700	5	Ponca City	26,050	3	Waurika	1,740	2
Comanche	1,700	0	Jones	2,470	1	Pond Creek	780	0	Waynoka	810	0
Cookson	0	0	Kansas	690	0	Poteau	7,790	8	Weatherford	9,760	1
Copan	780	1	Ketchum	290	0	Prague	2,330	0	Welling	0	1
Cordell	2,710	1	Kingfisher	4,280	1	Proctor	0	0	Westville	1,560	1
Coweta	7,380	3	Kingston	1,540	2	Pryor	8,990	4	Wewoka	0	3
Cushing	7,930	5	Langley	610	1	Purcell	5,270	0	Wilburton	3,160	3
Davenport	1,000	0	Langston	1,290	0	Quapaw	910	1	Wilson	1,650	1
Davis	2,770	2	Lawton	79,930	23	Ramona	520	0	Woodward	12,190	4
Del City	23,680	2	Leflore	140	0	Ringling	1,250	1	Wyandotte	340	1
Dewey	3,290	1	Lexington	1,920	1	Roland	2,710	0	Wynnewood	2,290	0
Drumright	2,880	0	Lindsay	2,780	1	Sallisaw	7,870	7	Yukon	22,760	2
Duncan	21,800	2	Locust Grove	1,480	0	Sand Springs	18,430	8	<b>Totals</b>		<b>956</b>

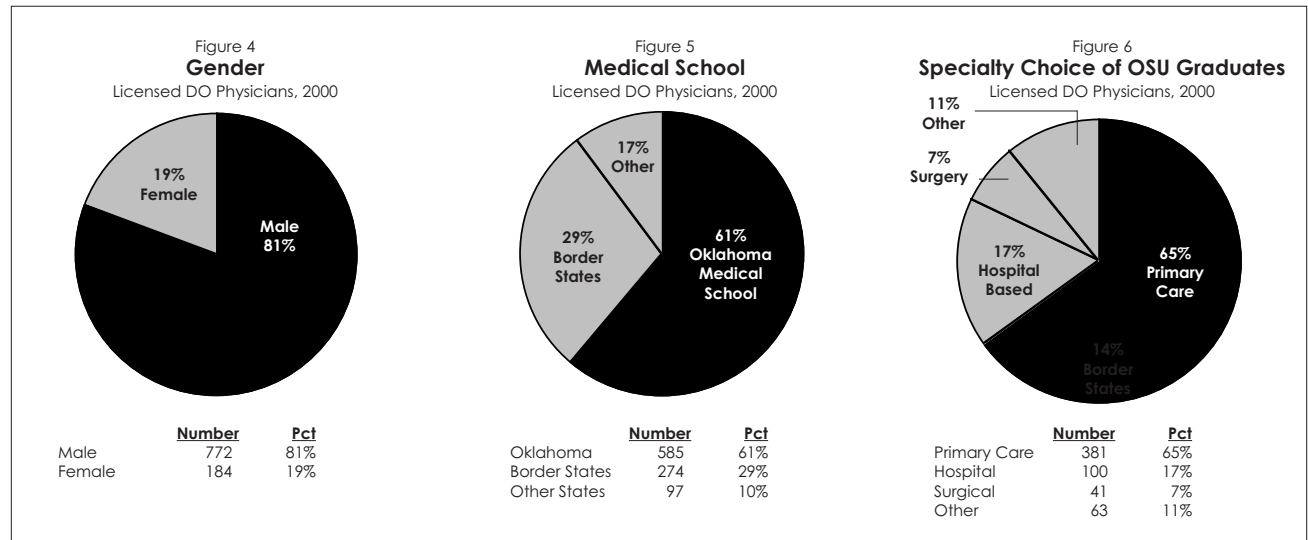


Table 3  
Sources of Oklahoma DO GME  
DO Graduate Medical Education Programs, July 2000

	PG1 Slots	PG1 Filled	All Slots	Filled Slots
General Internship (Rotating)	23	21	23	21
Internal Medicine-Preliminary	-	-	-	-
Family Medicine	5	5	32	30
Internal Medicine	5	5	16	16
Pediatrics	2	2	8	8
Internal Medicine/Pediatrics	-	-	-	-
<b>PRIMARY CARE SPECIALTIES</b>	<b>35</b>	<b>33</b>	<b>79</b>	<b>75</b>
Anesthesiology	1	1	5	5
Emergency Medicine	5	5	24	24
Nuclear Medicine	-	-	-	-
Pathology	-	-	-	-
Radiology	2	1	8	8
<b>HOSPITAL SPECIALTIES</b>	<b>8</b>	<b>7</b>	<b>37</b>	<b>37</b>
Internal Medicine Specialties	-	-	-	-
Dermatology	-	-	-	-
Neurology *	-	-	1	1
<b>MEDICINE SPECIALTIES</b>	<b>-</b>	<b>-</b>	<b>1</b>	<b>1</b>
<b>OBSTETRICS/GYNECOLOGY</b>	<b>1</b>	<b>-</b>	<b>10</b>	<b>9</b>
Psychiatry, Adult	-	-	-	-
Psychiatry, Child	-	-	-	-
<b>PSYCHIATRY</b>	<b>-</b>	<b>-</b>	<b>-</b>	<b>-</b>
Ophthalmology *	-	-	2	2
Otorhinolaryngology *	-	-	5	5
Surgery, Preliminary	-	-	-	-
Surgery, General *	-	-	8	8
Surgery, Neurological	-	-	-	-
Surgery, Oral	-	-	-	-
Surgery, Orthopedic *	1	-	10	10
Surgery, Pediatric	-	-	-	-
Surgery, Plastic	-	-	-	-
Surgery, Thoracic	-	-	-	-
Surgery, Urology	-	-	-	-
<b>SURGERY</b>	<b>1</b>	<b>-</b>	<b>25</b>	<b>25</b>
Family Medicine/Psychiatry	-	-	-	-
Occupational Medicine	-	-	-	-
Geriatric Medicine	-	-	-	-
<b>OTHER SPECIALTIES</b>	<b>-</b>	<b>-</b>	<b>-</b>	<b>-</b>
<b>GRAND TOTALS</b>	<b>45</b>	<b>40</b>	<b>152</b>	<b>147</b>
Residency Positions				
Primary Care	35	33	79	75
Specialties	10	7	73	72
<b>Total</b>	<b>54</b>	<b>49</b>	<b>152</b>	<b>147</b>
Primary Care	78%	83%	52%	51%
Specialties	22%	17%	48%	49%

Sources: Oklahoma State University College of Osteopathic Medicine; OK Physician Manpower Training Commission.

\* Note: Some specialty residencies have no PG1 (first post-graduate) year. They require the completion of a prerequisite internship or residency experience.

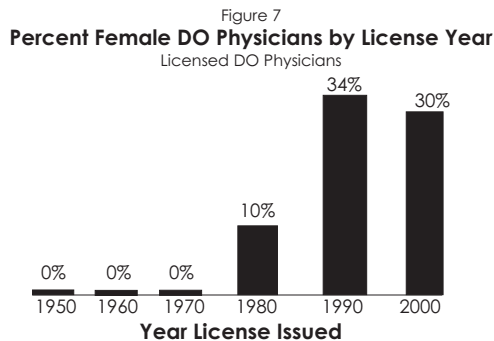


Table 4  
DO Physicians in Communities Under 7,500 Population  
Active Licensed Oklahoma DO Physicians, July 2000

	1999 Pop	DO	1999 Pop	DO	
Mead	130	0	Cordell	2,710	1
Leflore	140	0	Chandler	2,760	1
Burbank	170	0	Davis	2,770	2
Medicine Park	240	0	Lindsay	2,780	1
Ketchum	290	0	Blanchard	2,860	0
Soper	300	0	Okemah	2,860	4
Fort Supply	360	0	Drumright	2,880	0
Arcadia	380	0	Mangum	2,890	0
Dustin	420	0	McLoud	2,900	1
Lone Wolf	500	0	Stroud	2,920	0
Stonewall	520	0	Slaughterville	2,930	0
Ramona	520	0	Healdton	2,950	2
Cashion	550	1	Tonkawa	2,980	0
Kansas	690	0	Tishomingo	2,980	1
Cheyenne	700	0			
Seiling	710	0	Cleveland	3,010	3
Hulbert	720	0	Watonga	3,010	0
South Coffeyville	760	0	Sayre	3,060	1
Pond Creek	780	0	Hornity	3,120	0
Waynoka	810	0	Madill	3,140	3
Blair	850	0	Wilburton	3,160	3
Texhoma	850	0	Dewey	3,290	1
Afton	870	1	Muldrow	3,300	0
Hydro	890	1	Atoka	3,340	2
Savanna	980	0	Stillwell	3,380	1
Sperry	980	0	Eufaula	3,490	1
			Piedmont	3,540	0
Davenport	1,000	0	Pawhuska	3,610	1
Fletcher	1,000	0	Checotah	3,650	2
Meeker	1,010	0	Nowata	3,710	4
Mounds	1,030	1	Hobart	3,730	0
Thomas	1,150	0	Pocola	3,790	0
Buffalo	1,160	0	Fort Gibson	3,790	1
Okeene	1,170	0	Wewoka	3,860	0
Okarche	1,200	0	Spencer	3,990	0
Hinton	1,250	0			
Langston	1,290	0	Nichols Hills	4,020	0
Boise City	1,350	0	Collinsville	4,140	1
Shattuck	1,370	0	Tuttle	4,220	2
Vian	1,400	1	Kingfisher	4,280	1
Talihina	1,420	2	Bristow	4,400	3
Beaver	1,430	0	Lone Grove	4,440	0
Locust Grove	1,480	0	Marlow	4,550	0
Cherokee	1,490	0	Frederick	4,660	0
Westville	1,560	1	Broken Bow	4,730	4
Hooker	1,590	0	Alva	4,970	1
Fairfax	1,610	2			
Comanche	1,700	0	Harrah	5,010	2
Picher	1,740	0	Sulphur	5,050	1
Waurika	1,740	2	Purcell	5,270	0
Carnegie	1,740	1	Noble	5,350	0
Granite	1,940	0	Perry	5,360	2
Chelsea	1,950	2	Newcastle	5,520	3
			Grove	5,540	4
Mannford	2,040	2	Catoosa	5,570	1
Haskell	2,060	1	Pauls Valley	5,660	4
Perkins	2,090	0	Skiatook	5,670	5
Pawnee	2,110	3	Vinita	5,740	1
Hartshorne	2,170	0	Tecumseh	5,870	1
Walters	2,220	1	Holdenville	5,870	2
Wynnewood	2,290	0	Hugo	5,900	3
Prague	2,330	0			
Jay	2,460	2	Henryetta	6,060	5
Stigler	2,470	5	Anadarko	6,760	2
Jones	2,470	1	Seminole	6,800	6
Cache	2,520	0			
Marietta	2,550	2	Blackwell	7,150	0
Antlers	2,590	2	Idabel	7,370	7
Commerce	2,590	0	Coweta	7,380	3
Fairview	2,660	2	Wagoner	7,390	7
Roland	2,710	0	<b>Totals</b>	<b>334,140</b>	<b>143</b>